

BRIGHTGREEN PTY LTD
PO Box 2430, Richmond, VIC, 3121, Australia
1300 672 499
hello@brightgreen.com

For specific dimming compatibility please contact
Brightgreen directly at hello@brightgreen.com

brightgreen.com



brightgreen

W100.RING Curve Recessed LED Downlight

Product warranty against defects

To make a claim that this product is defective, please contact your point of purchase. Your claim will be reviewed and instructions issued dependant on the outcome of the review.

The following details may be required to process your claim:

1. Evidence of purchase [Invoice number];
2. Product serial number;
3. Date on which defect appeared or became evident;
4. Evidence of compliance with installation and use instructions; and
5. Details of the installation including wiring diagram.

Brightgreen shall replace new for old. When the replacement is a complete luminaire, the ten-year warranty shall restart; when the replacement is a component of that luminaire, the warranty shall be the balance of the original warranty.

All installation matters and failures related to installation matters must be the installer's responsibility and will remain so throughout the life of the product.

In no event will Brightgreen be liable to the Purchaser for any damages, including lost profits, lost savings or any other incidental or consequential damages arising out of the use or inability to use the product due to any claim by any other party.

The benefits under this Warranty are in addition to other rights and remedies available to you under the law. Our goods come with guarantees that cannot be excluded under the Australian Consumer Law. You are entitled to a replacement or refund for a major failure and compensation for any other reasonably foreseeable loss or damage. You are also entitled to have the goods repaired or replaced if the goods fail to be of acceptable quality and the failure does not amount to a major failure. However, except to the extent that the exclusion, restriction or modification of such rights and remedies is prohibited in the context of this Warranty by Australian Consumer Law or other legislation as the same may apply to the supply of this product, the warranties expressed herein are in lieu and to the exclusion of and you waive all other warranties, rights and remedies whatsoever related to the product, express or implied, statutory or otherwise.

Unless such time limitation is unenforceable at law and otherwise on the terms and conditions set out herein Brightgreen Pty Ltd ("Brightgreen") warrants that for a period of two (2) years from the date of purchase ["Warranty Period"] this luminaire shall be free from defects in materials and workmanship and shall be fit for its manufactured purpose. Brightgreen warrants that the electronic driver that accompanies the luminaire shall be free from defects in materials and workmanship and shall be fit for its manufactured purpose for a period of two (2) years from the date of purchase.

If the product is or becomes faulty during the Warranty Period, Brightgreen will repair or replace the product (at its election), provided you can satisfy Brightgreen that the product has been used only in accordance with the following parameters (Normal Use):

- (a) operating conditions are in accordance with the information on the Goods and its packaging;
- (b) the luminaire is never installed or used with an electronic driver other than one which has been provided by Brightgreen;
- (c) ambient temperature never exceeds the operating temperature range -28°C to +70°C;
- (d) relative humidity in the installation never exceeds 80% RH, or never exceeds the IP rating of the Good, if any, is provided;
- (e) the Goods are not subjected to more than a total of 100,000 switching cycles (with a switching cycle defined as 30 seconds 'on' and 30 seconds 'off');
- (f) the electrical installation in which the Good operates is not subjected to sustained voltage fluctuations in a range exceeding 240 V +/- 20%;
- (g) the Goods have been properly wired and installed and operated within the electrical values, operating range and environmental conditions provided in the accompanying the Goods;

In the event that the installation is not in line with Brightgreen installation instructions and not adequately protected by an approved Surge Protection Device, Brightgreen will not accept any responsibility. No liability for costs will be accepted by Brightgreen unless agreed to prior and in writing. The Surge Protection Device (SPD) is required in the event of extreme conditions related to the power supply, such as lightning strike. The SPD is deemed as outside of the warranty due to its sacrificial role protecting the rest of the system and the indeterminate nature of its service life.

W100.RING Curve

Installation diagram

Must be installed by a licensed electrician

50°C

Recommended max.
ambient temperature

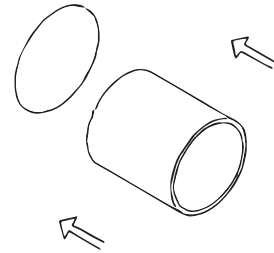
Step 1

Using a $\varnothing 45$ mm hole saw, cut a hole in the wall at the desired location.



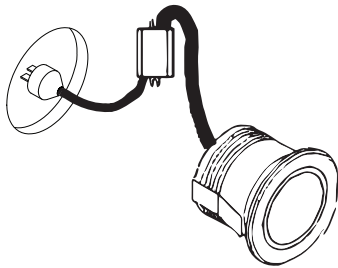
Step 2

Insert the mounting box into the wall.




Step 3

Plug the driver into a mounted general power outlet (GPO) in the wall. Ensure there is enough wire length for ease of serviceability.



Step 4

Insert the luminaire into the mounting box.



Step 5

Installation Complete.

