

T900.H.CL Curve LED Downlight

Datasheet

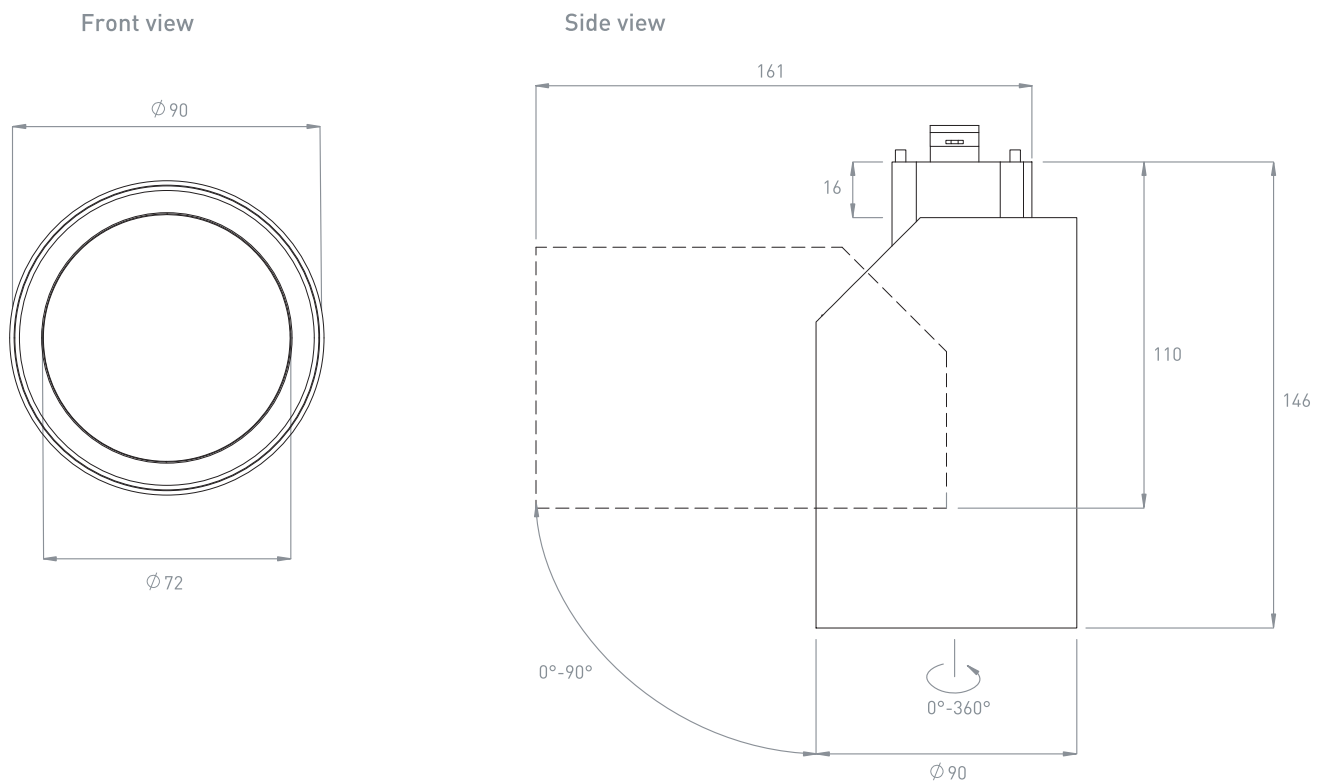


TRU-COLOUR.

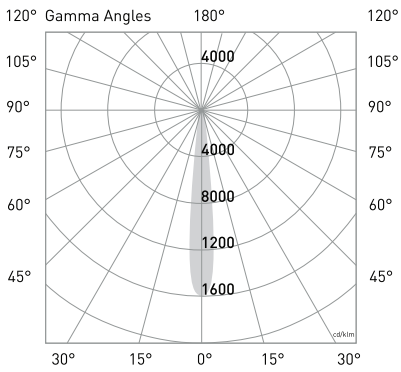
Product Codes

Unit: T900.H.CL	Series: CR	Colour temp. (K): 2.8K (2800K) 3K (3000K) 4K (4000K) 6K (6000K) 1.8K.3.1K (1800K-3100K) 2.8K.6K (2800K-6000K)	Beam Angle (°): 11 (Very Narrow) 22 (Narrow) 36 (Medium-Narrow) 44 (Medium) 50 (Standard) WWN (Wall wash narrow) E35.70 (Elyptical) ULG.55 (Ultra low glare)	Colour: B (Black) W (White)
Control: PH (Phase Dimming) DA (DALI) ZG (ZIGBEE 3.0) CS (CASAMBI)	Track Type: H1 (H-track) E3 (Eurotrack) D3 (DALI track)	Generation: 4.0		

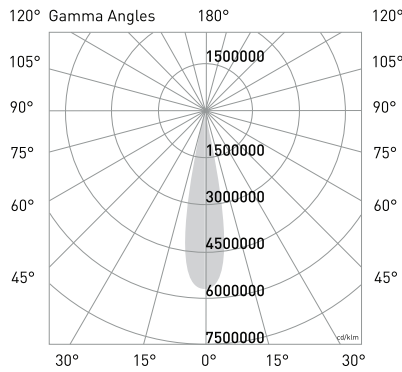
Dimensions (mm)



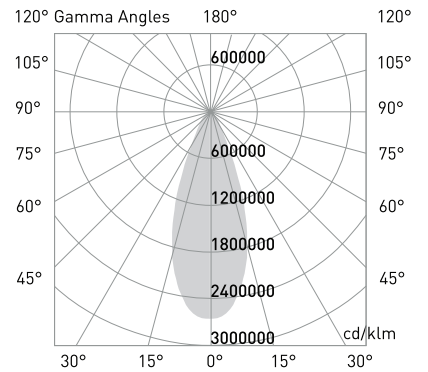
Photometric Diagrams



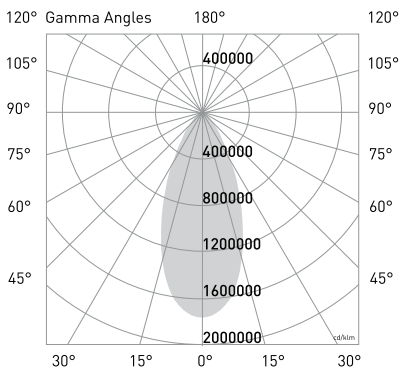
Beam Angle: 11° (Very Narrow)



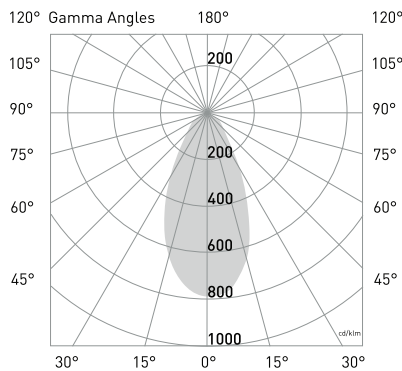
Beam Angle: 22° (Narrow)



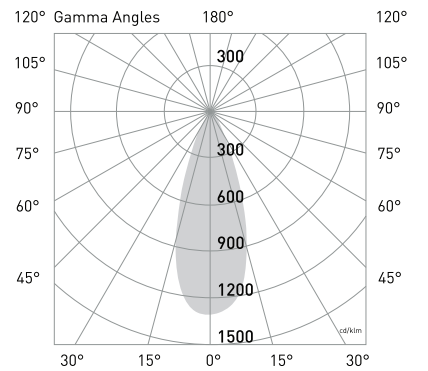
Beam Angle: 36° (Medium-Narrow)



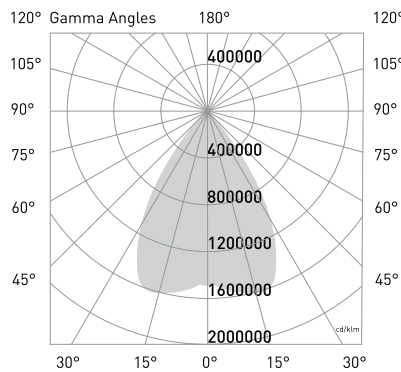
Beam Angle: 44° (Medium)



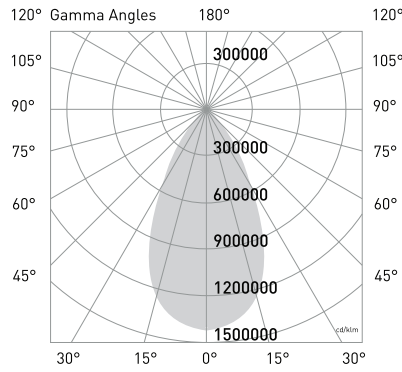
Beam Angle: 50 (Standard)



Beam Angle: WWN (Wall wash narrow)



Beam Angle: E35.70 (Elyptical)



Beam Angle: ULG.55 (Ultra low glare)

CCT Output

CCT: 2800K
Efficacy: 71lm/W
Delivered lumen output: 940lm
CRI: 98
Standard deviation of colour Matching (SDCM): 2 MacAdam steps

CCT: 3000K
Efficacy: 72lm/W
Delivered lumen output: 960lm
CRI: 98
Standard deviation of colour Matching (SDCM): 2 MacAdam steps

CCT: 4000K
Efficacy: 74lm/W
Delivered lumen output: 980lm
CRI: 98
Standard deviation of colour Matching (SDCM): 2 MacAdam steps

CCT: 6000K
Efficacy: 80lm/W
Delivered lumen output: 1065lm
CRI: 98
Standard deviation of colour Matching (SDCM): 2 MacAdam steps

CCT: 1800K-3100K
Efficacy: 72lm/W
Delivered lumen output: 960lm
CRI: 98
Standard deviation of colour Matching (SDCM): 2 MacAdam steps

CCT: 2800K-6000K
Efficacy: 72lm/W
Delivered lumen output: 960lm
CRI: 98
Standard deviation of colour Matching (SDCM): 2 MacAdam steps

Electrical

Input Voltage: 220-265V	Power Usage: 13.3W	Current: 320mA	Driver Power Factor: >0.9	Dimming: Yes	DC Cable Length: 0.3m	AC Cable Length: 0.6m
-----------------------------------	------------------------------	--------------------------	-------------------------------------	------------------------	---------------------------------	---------------------------------

Note: Dayshift (2.8K,6K) will only work with DALI DT8 or ZIGBEE driver

Physical

Gimbal Angle (°): 90°/ 360°	IP Rating: IP44	IK Rating: IK05
---------------------------------------	---------------------------	---------------------------

Operational

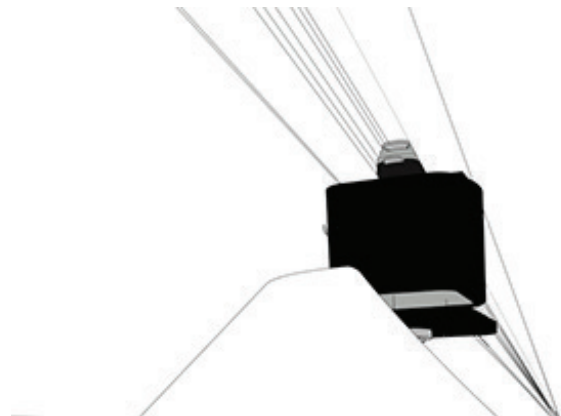
Ambient temp.: -28°C to 60°C	UGR: <13 (50° Lens, X=4H, Y=8H)	Lifetime L70, B10: 70,000hrs (@TA85)	Lifetime L70, B50: 100,000hrs (@TA25)	Warranty: 10 Years	STC Rating: 45
--	---	--	---	------------------------------	--------------------------

Installation



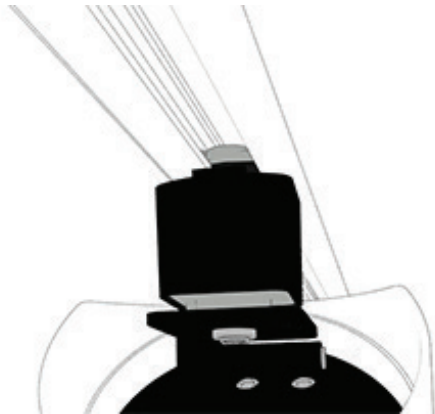
Step 1

Align the track connector with the track.



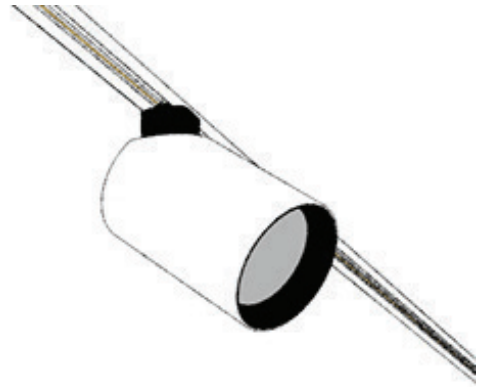
Step 2

Insert the fitting into the track channel.



Step 3

Twist the track base in order to lock the fitting into the track channel. The direction of the twist is dependent on where the contact points are in the track.



Step 4

Once the light is locked into the track, orient the luminaire to focus the light as required.