

# P30 LINEAR

## Datasheet

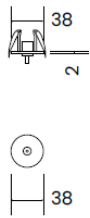


### Product codes

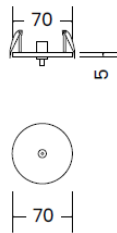
|                      |  |                           |  |                    |              |                          |
|----------------------|--|---------------------------|--|--------------------|--------------|--------------------------|
| <b>Product name:</b> | <b>Length:</b>   | <b>Circuit Wattage:</b>   | <b>Colour temp:</b>                          | <b>Beam angle:</b> | <b>Body:</b> | <b>Dimming:</b>          |
| P30                  | 1200MM<br>1500MM<br>1800MM<br>2000MM<br>2400MM<br>2700MM<br>3000MM | 18W/m                     | 3K<br>4K                                     | 120                | Aluminium    | Non-Dim<br>Phase<br>Dali |
|                      |  | <b>Voltage:</b>           | <b>Finishes</b>                              |                    |              |                          |
|                      |  | 24V DC<br>(Remote Driver) | Black, White, Brass,<br>Gold, Bronze, Silver |                    |              |                          |

### CANOPY OPTIONS: (For option 2 & 3 above)

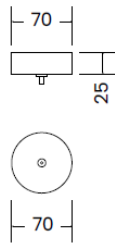
38mm Mini-Mount  
Recessed Cut-out 32mm



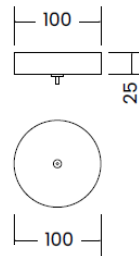
70mm Recessed  
Cut-out 51mm



70mm Surface



100mm Surface



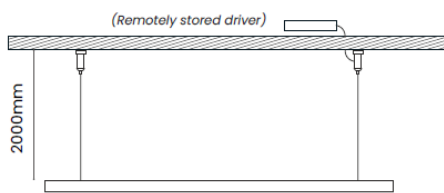
### CANOPY FINISHES

Recessed Mini-Mount  
38mm, 70mm and 70mm  
surface canopies are  
available in all finishes.

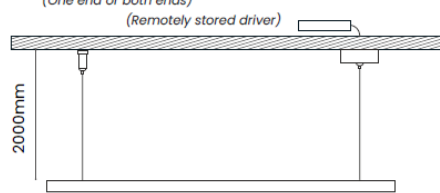
100mm Round and 500mm  
rectangular centre mount  
canopies are available in  
Texture Black, Texture White  
and Gold Pearl or custom  
powder coat colours.

### MOUNTING OPTIONS:

Option 1 - Suspended with Bullets (standard)



Option 2 - Suspended with Canopies (RD)  
(One end or both ends)



### Dimensions (mm)

